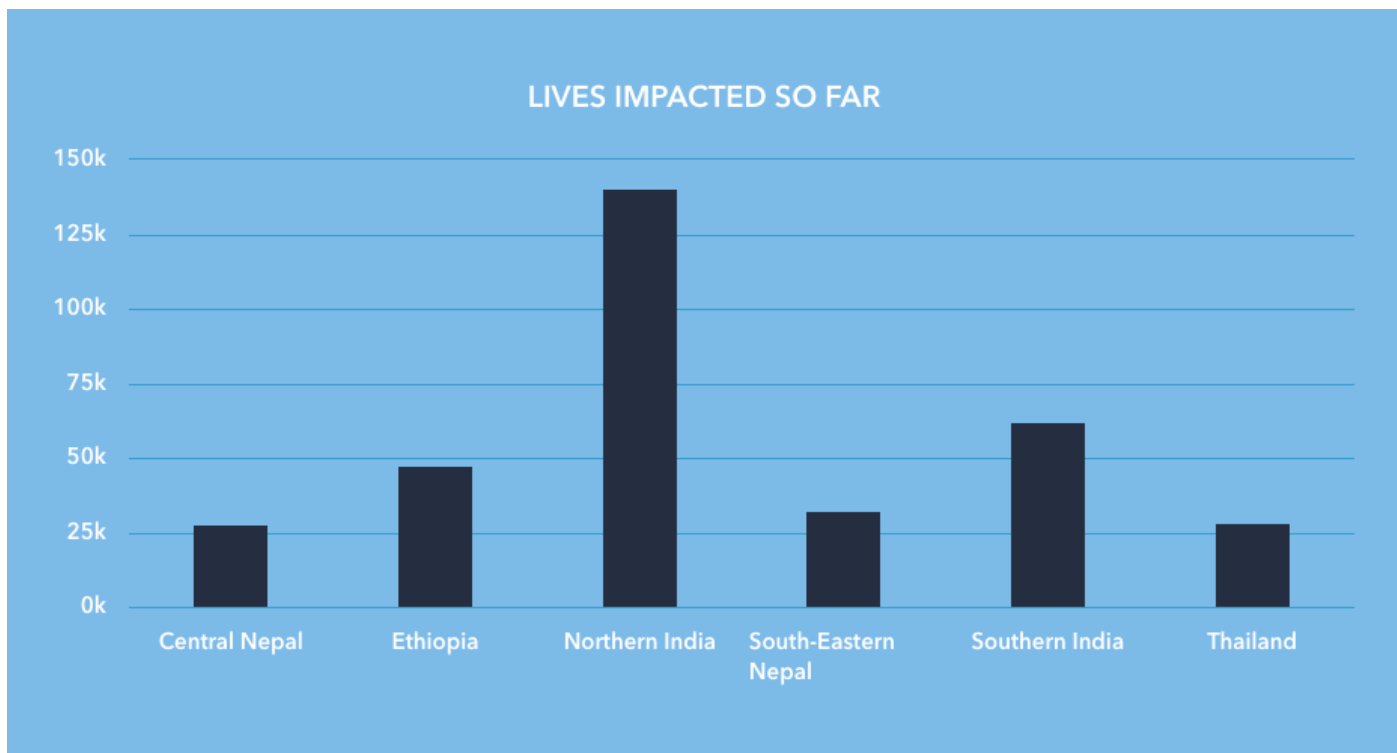

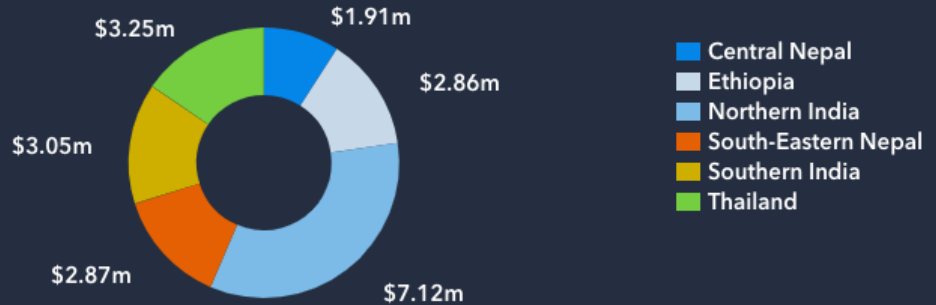


Our impact as of June 2017



TOTAL INVESTED



TOTAL INVESTED

\$21.06M

NUMBER OF PEOPLE LIBERATED*



CENTRAL NEPAL
618
people liberated



NORTHERN INDIA
10,302
people liberated



SOUTH-EASTERN NEPAL
600
people liberated



SOUTHERN INDIA
1,628
people liberated



THAILAND
374
people liberated

*Number of people liberated from any form of slavery, be it through gradual change of circumstance or shorter "rescue event". The Freedom Fund's approach is to only support liberations where services for survivor recovery are provided. We formalised this policy with partners in July 2016. Prior to this date a small proportion of reported liberations may not have included follow-up support.

Survivor recovery services are provided (by Freedom Fund partner or other agency) to ensure the individual can resettle with their family or independently, and can access socio-economic and legal assistance to ensure their freedom can be sustained.

AVERAGE ANNUAL GRANT SIZE



CENTRAL NEPAL

\$44,437

Average Grant
Size

19

Partners



ETHIOPIA

\$87,281

Average Grant
Size

15

Partners



**NORTHERN
INDIA**

\$97,700

Average Grant
Size

22

Partners



**SOUTH-EASTERN
NEPAL**

\$61,599

Average Grant
Size

13

Partners



SOUTHERN INDIA

\$93,764

Average Grant
Size

17

Partners



THAILAND

\$93,796

Average Grant
Size

15

Partners

GLOBAL

\$80,244

Average Grant
Size

101

Partners

INDICATOR	TOTAL	HOTSPOT BREAKDOWN
<p>Lives impacted Number of active, regular participants of programs supported by the Freedom Fund. Includes members of community vigilance committees, self-help groups, individuals rescued from slavery, and those given educational, psychosocial or income generation services. Excludes those provided with one-time information.</p>	338,498	Central Nepal: 27,952 Ethiopia: 47,626 Northern India: 140,324 South-Eastern Nepal: 32,239 Southern India: 62,073 Thailand: 28,285
<p>Total invested Total funds invested in hotspot programs since the Freedom Fund's inception.</p>	\$21.06m	Central Nepal: \$1.91m Ethiopia: \$2.86m Northern India: \$7.12m South East Nepal: \$2.87m Southern India: \$3.05m Thailand: \$3.25m
<p>Cost per person Average cost of community interventions per active, regular participant. Excludes grants made to partners working indirectly, e.g. at international policy level or for research and evaluation.</p>	\$56	Central Nepal: \$65 Ethiopia: \$53 Northern India: \$45 South East Nepal: \$76 Southern India: \$43 Thailand: \$109
<p>Victims liberated Number of people liberated from any form of slavery, be it through gradual change of circumstance or shorter "rescue event". Includes those – especially children – rescued en route to employment if trafficking is suspected. From July 2016 onwards, only people liberated with follow-up services to sustain their recovery are counted.</p>	13,522	Central Nepal: 618 Ethiopia: 0 Northern India: 10,302 South-Eastern Nepal: 600 Southern India: 1,628 Thailand: 374
<p>Individuals accessing social & legal services Number of individuals provided with social and legal services by Freedom Fund partners. These services help slavery survivors recover from mental trauma as well as provide at-risk individuals with legal protection and options for recourse.</p>	56,345	Central Nepal: 7,315 Ethiopia: 8,759 Northern India: 18,306 South-Eastern Nepal: 599 Southern India: 8,542 Thailand: 8,542
<p>Individuals with new access to government services Number of people supported by our partners who gain access to government services that they did not previously have, such as employment rights, schools, pensions, compensation payments, ID cards, land rights.</p>	35,976	Central Nepal: 68 Ethiopia: 386 Northern India: 20,426 South-Eastern Nepal: 10,270 Southern India: 4,275 Thailand: 551
<p>Community freedom groups supported Number of active, local groups, including community vigilance committees and self-help savings and loans groups, formed or supported by Freedom Fund partners.</p>	5,453	Central Nepal: 347 Ethiopia: 505 Northern India: 1,971 South-Eastern Nepal: 276 Southern India: 2,240 Thailand: 114

INDICATOR	TOTAL	HOTSPOT BREAKDOWN
<p>At-risk children in school</p> <p>Number of previously out-of-school children in slavery-affected communities now enrolled in formal or informal education as a result of Freedom Fund support.</p>	34,246	Central Nepal: 471 Ethiopia: 186 Northern India: 18,623 South-Eastern Nepal: 13,558 Southern India: 1,408 Thailand: 0
<p>Graduates of vocational training</p> <p>Number of slavery survivors or highly vulnerable individuals completing vocational training courses.</p>	5,381	Central Nepal: 210 Ethiopia: 580 Northern India: 3,199 South-Eastern Nepal: 157 Southern India: 1,235 Thailand: 0
<p>Micro-enterprises started</p> <p>Number of slavery survivors or highly vulnerable individuals who have started micro-enterprises as a result of Freedom Fund support.</p>	10,259	Central Nepal: 125 Ethiopia: 806 Northern India: 8,037 South-Eastern Nepal: 729 Southern India: 560 Thailand: 2
<p>Legal cases assisted</p> <p>Number of individual legal cases that our partners provide any kind of support to, including advice, testimony, direct litigation, and witness protection.</p>	2,456	Central Nepal: 154 Ethiopia: 0 Northern India: 1,643 South-Eastern Nepal: 140 Southern India: 216 Thailand: 303
<p>Arrests</p> <p>Number of arrests of traffickers and slaveholders in which one or more Freedom Fund partners played a role.</p>	274	Central Nepal: 50 Ethiopia: 0 Northern India: 215 South-Eastern Nepal: 7 Southern India: 2 Thailand: 0
<p>Convictions</p> <p>Number of convictions of traffickers and slaveholders in which one or more Freedom Fund partners played a role.</p>	47	Central Nepal: 18 Ethiopia: 0 Northern India: 28 South-Eastern Nepal: 0 Southern India: 0 Thailand: 1
<p>Changes in public policy</p> <p>Number of changes to public policy attributable in part to Freedom Fund partners.</p>	13	Central Nepal: 0 Ethiopia: 0 Northern India: 8 South-Eastern Nepal: 1 Southern India: 4 Thailand: 0

INDICATOR	TOTAL	HOTSPOT BREAKDOWN
<p>Media stories Number of stories about slavery that can be attributed at least in part to the Freedom Fund or its partners' efforts to generate media attention to the issue.</p>	1,270	Central Nepal: 145 Ethiopia: 2 Northern India: 162 South-Eastern Nepal: 345 Southern India: 273 Thailand: 343