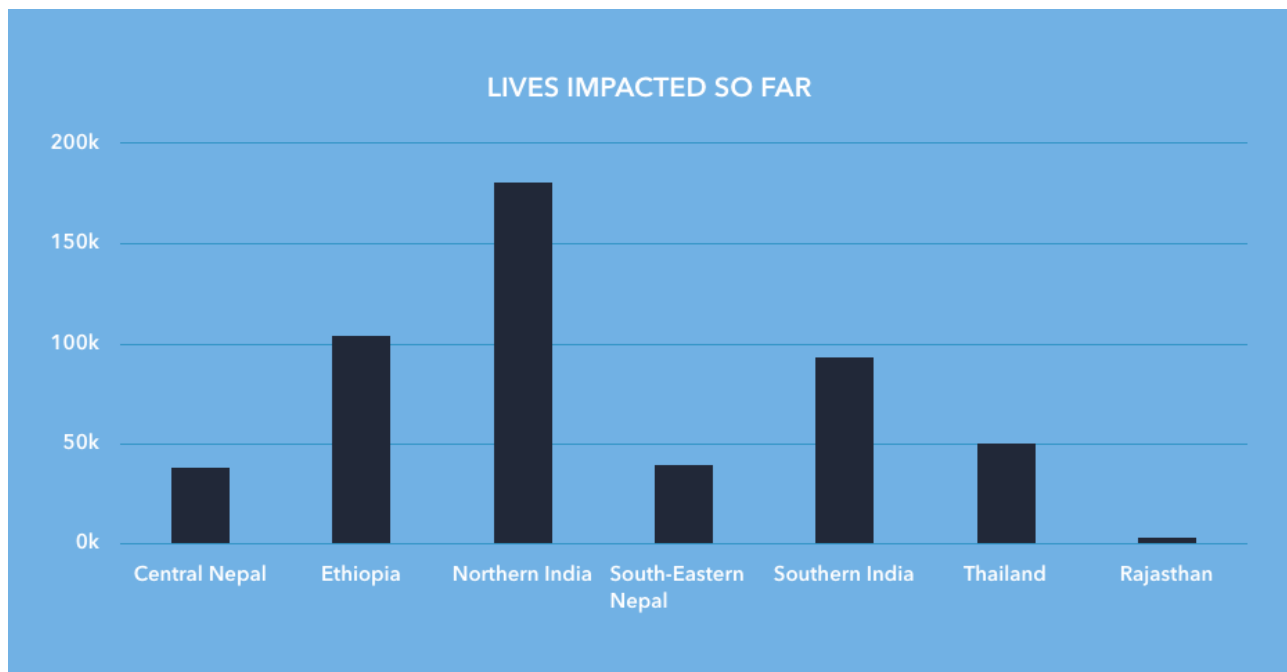
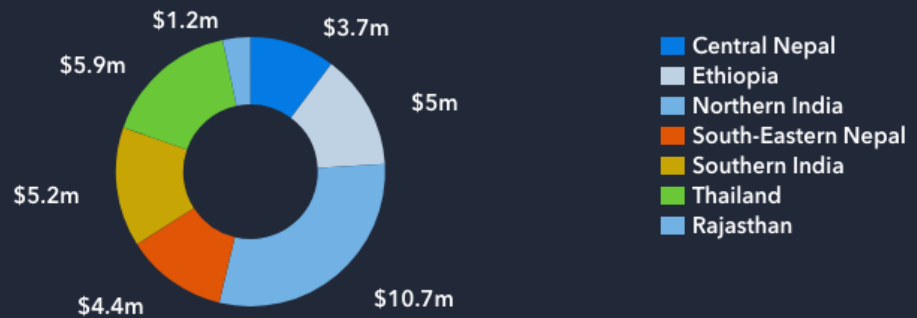


Our impact as of December 2018



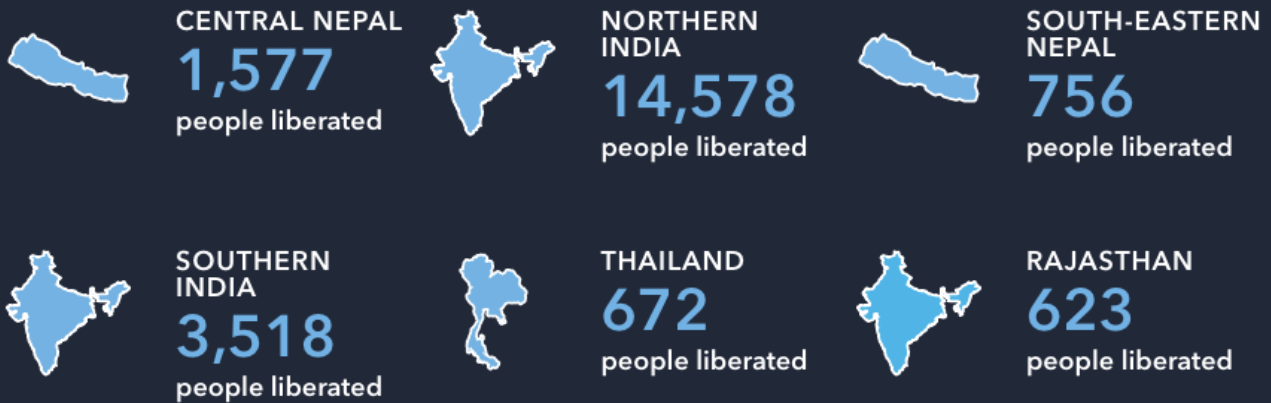
TOTAL INVESTED



TOTAL INVESTED

\$36.1M

NUMBER OF PEOPLE LIBERATED*



*Number of people liberated from any form of slavery, be it through gradual change of circumstance or shorter "rescue event". The Freedom Fund's approach is to only support liberations where services for survivor recovery are provided. We formalised this policy with partners in July 2016. Prior to this date a small proportion of reported liberations may not have included follow-up support.

Survivor recovery services are provided (by Freedom Fund partner or other agency) to ensure the individual can resettle with their family or independently, and can access socio-economic and legal assistance to ensure their freedom can be sustained.

AVERAGE ANNUAL GRANT SIZE



CENTRAL NEPAL

\$52,285
Average Grant Size

23
Partners



ETHIOPIA

\$73,712
Average Grant Size

15
Partners



NORTHERN INDIA

\$81,259
Average Grant Size

36
Partners



SOUTH-EASTERN NEPAL

\$38,765
Average Grant Size

21
Partners



SOUTHERN INDIA

\$63,212
Average Grant Size

21
Partners



THAILAND

\$80,973
Average Grant Size

23
Partners



RAJASTHAN

\$63,090
Average Grant Size

14
Partners

GLOBAL

\$64,754
Average Grant Size

145
Partners

INDICATOR

TOTAL

HOTSPOT BREAKDOWN

Lives impacted

Number of active, regular participants of programs supported by the Freedom Fund. Includes members of community vigilance committees, self-help groups,

511,400

Central Nepal: 38,538
Ethiopia: 104,323
Northern India: 180,933
Rajasthan: 3,249

INDICATOR	TOTAL	HOTSPOT BREAKDOWN
individuals rescued from slavery, and those given educational, psychosocial or income generation services. Excludes those provided with one-time information.		South-Eastern Nepal: 40,004 Southern India: 93,581 Thailand: 50,772
Total invested Total funds invested in hotspot programs since the Freedom Fund's inception.	\$36.1m	Central Nepal: \$3.7m Ethiopia: \$5m Northern India: \$10.7m Rajasthan: \$1.2m South-Eastern Nepal: \$4.4m Southern India: \$5.2m Thailand: \$5.9m
Cost per person Average cost of community interventions per active, regular participant. Excludes grants made to partners working indirectly, e.g. at international policy level or for research and evaluation.	\$57	Central Nepal: \$90 Ethiopia: \$44 Northern India: \$52 South-Eastern Nepal: \$99 Southern India: \$49 Thailand: \$37
Victims liberated Number of people liberated from any form of slavery, be it through gradual change of circumstance or shorter "rescue event". Includes those – especially children – rescued en route to employment if trafficking is suspected. From July 2016 onwards, only people liberated with follow-up services to sustain their recovery are counted.	21,724	Central Nepal: 1,577 Ethiopia: 0 Northern India: 14,578 Rajasthan: 623 South-Eastern Nepal: 756 Southern India: 3,518 Thailand: 672
Individuals accessing social & legal services Number of individuals provided with social and legal services by Freedom Fund partners. These services help slavery survivors recover from mental trauma as well as provide at-risk individuals with legal protection and options for recourse.	185,907	Central Nepal: 16,934 Ethiopia: 34,931 Northern India: 43,535 Rajasthan: 1,103 South-Eastern Nepal: 2,151 Southern India: 56,349 Thailand: 30,904
Individuals with new access to government services Number of people supported by our partners who gain access to government services that they did not previously have, such as employment rights, schools, pensions, compensation payments, ID cards, land rights.	70,639	Central Nepal: 102 Ethiopia: 663 Northern India: 44,765 Rajasthan: 300 South-Eastern Nepal: 13,147 Southern India: 10,890 Thailand: 772
Community freedom groups supported Number of active, local groups, including community vigilance committees and self-help savings and loans groups, formed or supported by Freedom Fund partners.	7,029	Central Nepal: 571 Ethiopia: 1,013 Northern India: 2,344 Rajasthan: 69 South-Eastern Nepal: 374 Southern India: 2,534 Thailand: 124

INDICATOR	TOTAL	HOTSPOT BREAKDOWN
<p>At-risk children in school</p> <p>Number of previously out-of-school children in slavery-affected communities now enrolled in formal or informal education as a result of Freedom Fund support.</p>	46,418	Central Nepal: 1,518 Ethiopia: 216 Northern India: 23,981 Rajasthan: 233 South-Eastern Nepal: 16,479 Southern India: 2,861 Thailand: 1,130
<p>Graduates of vocational training</p> <p>Number of slavery survivors or highly vulnerable individuals completing vocational training courses.</p>	12,110	Central Nepal: 726 Ethiopia: 2,192 Northern India: 6,273 Rajasthan: 0 South-Eastern Nepal: 401 Southern India: 2,861 Thailand: 0
<p>Micro-enterprises started</p> <p>Number of slavery survivors or highly vulnerable individuals who have started micro-enterprises as a result of Freedom Fund support.</p>	16,680	Central Nepal: 552 Ethiopia: 1,812 Northern India: 11,292 Rajasthan: 0 South-Eastern Nepal: 1,375 Southern India: 1,647 Thailand: 2
<p>Legal cases assisted</p> <p>Number of individual legal cases that our partners provide any kind of support to, including advice, testimony, direct litigation, and witness protection.</p>	3,959	Central Nepal: 243 Ethiopia: 0 Northern India: 2,575 Rajasthan: 65 South-Eastern Nepal: 153 Southern India: 451 Thailand: 472
<p>Arrests</p> <p>Number of arrests of traffickers and slaveholders in which one or more Freedom Fund partners played a role.</p>	545	Central Nepal: 128 Ethiopia: 0 Northern India: 324 Rajasthan: 53 South-Eastern Nepal: 24 Southern India: 11 Thailand: 5
<p>Convictions</p> <p>Number of convictions of traffickers and slaveholders in which one or more Freedom Fund partners played a role.</p>	98	Central Nepal: 38 Ethiopia: 0 Northern India: 42 Rajasthan: 0 South-Eastern Nepal: 1 Southern India: 1 Thailand: 16
<p>Changes in public policy</p> <p>Number of changes to public policy attributable in part to Freedom Fund partners.</p>	54	Central Nepal: 8 Ethiopia: 0 Northern India: 22 Rajasthan: 3

INDICATOR	TOTAL	HOTSPOT BREAKDOWN
		South-Eastern Nepal: 3 Southern India: 12 Thailand: 1
Media stories Number of stories about slavery that can be attributed at least in part to the Freedom Fund or its partners' efforts to generate media attention to the issue.	2,289	Central Nepal: 332 Ethiopia: 5 Northern India: 492 Rajasthan: 0 South-Eastern Nepal: 503 Southern India: 512 Thailand: 445