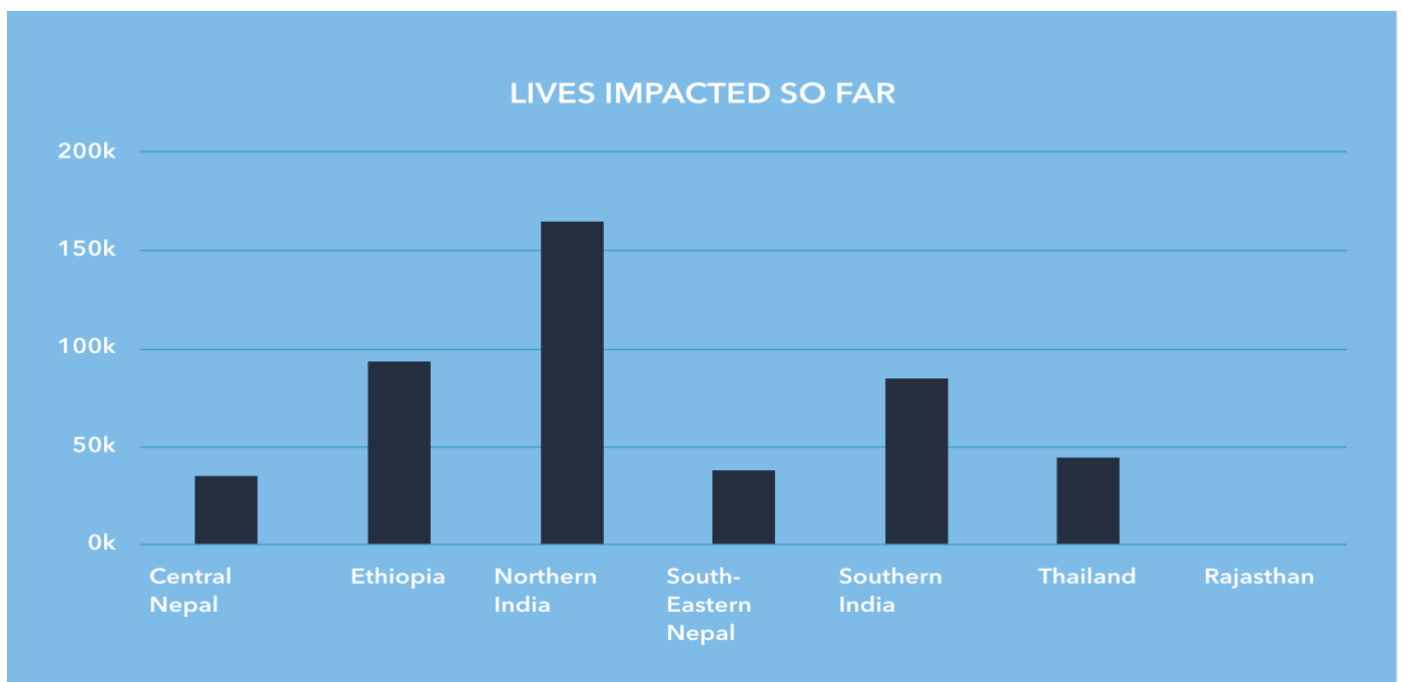

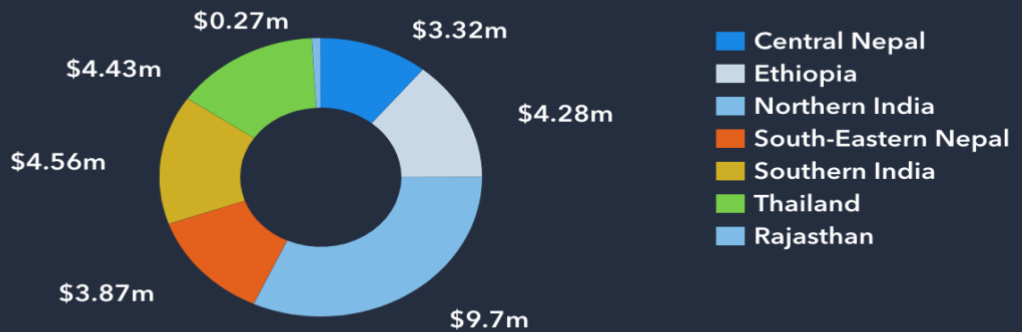


Our impact as of June 2018



TOTAL INVESTED



TOTAL INVESTED

\$30.43M

NUMBER OF PEOPLE LIBERATED*



CENTRAL NEPAL
1,215
people liberated



NORTHERN INDIA
13,393
people liberated



SOUTH-EASTERN NEPAL
628
people liberated



SOUTHERN INDIA
3,024
people liberated



THAILAND
516
people liberated



RAJASTHAN
57
people liberated

*Number of people liberated from any form of slavery, be it through gradual change of circumstance or shorter "rescue event". The Freedom Fund's approach is to only support liberations where services for survivor recovery are provided. We formalised this policy with partners in July 2016. Prior to this date a small proportion of reported liberations may not have included follow-up support.

Survivor recovery services are provided (by Freedom Fund partner or other agency) to ensure the individual can resettle with their family or independently, and can access socio-economic and legal assistance to ensure their freedom can be sustained.

AVERAGE ANNUAL GRANT SIZE

	CENTRAL NEPAL	\$54,905 Average Grant Size	19 Partners
	ETHIOPIA	\$93,002 Average Grant Size	12 Partners
	NORTHERN INDIA	\$85,970 Average Grant Size	34 Partners
	SOUTH-EASTERN NEPAL	\$29,807 Average Grant Size	25 Partners
	SOUTHERN INDIA	\$64,242 Average Grant Size	21 Partners
	THAILAND	\$84,189 Average Grant Size	14 Partners
	RAJASTHAN	\$26,025 Average Grant Size	7 Partners
	GLOBAL	\$58,815 Average Grant Size	132 Partners

INDICATOR

TOTAL

HOTSPOT BREAKDOWN

Lives impacted

Number of active, regular participants of programs supported by the Freedom Fund. Includes members of community vigilance committees, self-help groups,

463,787

Central Nepal: 35,233
Ethiopia: 93,871
Northern India: 165,351
Rajasthan: 712

INDICATOR	TOTAL	HOTSPOT BREAKDOWN
individuals rescued from slavery, and those given educational, psychosocial or income generation services. Excludes those provided with one-time information.		South-Eastern Nepal: 32,805 Southern India: 85,287 Thailand: 45,122
Total invested Total funds invested in hotspot programs since the Freedom Fund's inception.	\$30.35m	Central Nepal: \$3.23m Ethiopia: \$4.28m Northern India: \$9.7m Rajasthan: \$0.27m South-Eastern Nepal: \$3.87m Southern India: \$4.56m Thailand: \$4.43m
Cost per person Average cost of community interventions per active, regular participant. Excludes grants made to partners working indirectly, e.g. at international policy level or for research and evaluation.	\$53	Central Nepal: \$84 Ethiopia: \$42 Northern India: \$51 South-Eastern Nepal: \$90 Southern India: \$47 Thailand: \$34
Victims liberated Number of people liberated from any form of slavery, be it through gradual change of circumstance or shorter "rescue event". Includes those – especially children – rescued en route to employment if trafficking is suspected. From July 2016 onwards, only people liberated with follow-up services to sustain their recovery are counted.	18,873	Central Nepal: 1,215 Ethiopia: 0 Northern India: 13,393 Rajasthan: 97 South-Eastern Nepal: 628 Southern India: 3,024 Thailand: 516
Individuals accessing social & legal services Number of individuals provided with social and legal services by Freedom Fund partners. These services help slavery survivors recover from mental trauma as well as provide at-risk individuals with legal protection and options for recourse.	148,372	Central Nepal: 13,539 Ethiopia: 30,900 Northern India: 33,851 Rajasthan: 165 South-Eastern Nepal: 1,482 Southern India: 42,238 Thailand: 26,197
Individuals with new access to government services Number of people supported by our partners who gain access to government services that they did not previously have, such as employment rights, schools, pensions, compensation payments, ID cards, land rights.	56,955	Central Nepal: 95 Ethiopia: 599 Northern India: 34,634 Rajasthan: 52 South-Eastern Nepal: 12,408 Southern India: 8,561 Thailand: 606
Community freedom groups supported Number of active, local groups, including community vigilance committees and self-help savings and loans groups, formed or supported by Freedom Fund partners.	6,758	Central Nepal: 517 Ethiopia: 854 Northern India: 2,246 Rajasthan: 0 South-Eastern Nepal: 541 Southern India: 2,418 Thailand: 119

INDICATOR	TOTAL	HOTSPOT BREAKDOWN
At-risk children in school Number of previously out-of-school children in slavery-affected communities now enrolled in formal or informal education as a result of Freedom Fund support.	43,408	Central Nepal: 1,023 Ethiopia: 186 Northern India: 22,485 Rajasthan: 45 South-Eastern Nepal: 16,424 Southern India: 2,680 Thailand: 565
Graduates of vocational training Number of slavery survivors or highly vulnerable individuals completing vocational training courses.	9,132	Central Nepal: 533 Ethiopia: 1,606 Northern India: 4,809 Rajasthan: 0 South-Eastern Nepal: 196 Southern India: 1,988 Thailand: 0
Micro-enterprises started Number of slavery survivors or highly vulnerable individuals who have started micro-enterprises as a result of Freedom Fund support.	14,281	Central Nepal: 366 Ethiopia: 1,513 Northern India: 9,983 Rajasthan: 0 South-Eastern Nepal: 1,191 Southern India: 1,226 Thailand: 2
Legal cases assisted Number of individual legal cases that our partners provide any kind of support to, including advice, testimony, direct litigation, and witness protection.	3,328	Central Nepal: 206 Ethiopia: 0 Northern India: 2,128 Rajasthan: 20 South-Eastern Nepal: 148 Southern India: 403 Thailand: 423
Arrests Number of arrests of traffickers and slaveholders in which one or more Freedom Fund partners played a role.	401	Central Nepal: 109 Ethiopia: 0 Northern India: 268 Rajasthan: 0 South-Eastern Nepal: 15 Southern India: 9 Thailand: 0
Convictions Number of convictions of traffickers and slaveholders in which one or more Freedom Fund partners played a role.	72	Central Nepal: 25 Ethiopia: 0 Northern India: 31 Rajasthan: 0 South-Eastern Nepal: 0 Southern India: 0 Thailand: 15
Changes in public policy Number of changes to public policy attributable in part to Freedom Fund partners.	35	Central Nepal: 4 Ethiopia: 0 Northern India: 16 Rajasthan: 1

INDICATOR	TOTAL	HOTSPOT BREAKDOWN
		South-Eastern Nepal: 1 Southern India: 12 Thailand: 1
Media stories Number of stories about slavery that can be attributed at least in part to the Freedom Fund or its partners' efforts to generate media attention to the issue.	1,821	Central Nepal: 262 Ethiopia: 4 Northern India: 283 Rajasthan: 0 South-Eastern Nepal: 409 Southern India: 438 Thailand: 425